boss door controls

PH.900 SERIES
PANIC & EMERGENCY EXIT HARDWARE

PH.903 PANIC EXIT FOR REBATED DOUBLE DOORS

INTRODUCTION

Boss PH.903 push bar panic exit device for double doors is designed to suit timber or metal rebated double doors.

Compliant to EN1125 standard, it features an anti-thrust device to prevent the vertical rods being forced, and 3 point locking making it ideal for public areas such as shops, schools, hospitals, and cinemas.

NOTE: The most important consideration when specifying panic exit hardware is who might be in the building in the event of an emergency.



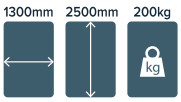

FEATURES & FUNCTIONS

- Surface mounted panic exit combination to suit rebated double doors.
- Complete kit comprising of PH.902 vertical panic bolt, PH.901 rim panic latch and PH.901DDS double door strike.
- Suitable for rebated double doors with the rim latch fitted to the first opening leaf
- Designed to satisfy panic or emergency exit applications
- Suitable for use on fire & smoke doors 1330mm to 2600mm wide
- Site reversible - easy to hand on site
- Three-point locking for extra security
- Tubular steel cross bar and vertical shoots can be cut on-site to suit door width and height
- Adjustable top and bottom shoots
- Tested in excess of 200,000 cycles
- All versions supplied with fixings and self-adhesive “Push Bar to Open” signage

60 min TIMBER | 120 min STEEL | EPD | GUARANTEE 5 YEARS | CE | certifire CF5506

EN Classification
3 7 6 B 1 3 2 2 A A

CERTIFICATION

- CE Marked to EN 1125 (2812-CPR-AAA0011)
- Certifire Approved (CF5506)
- Fire tested to EN 1634-1 for use on fire doors up to 60 mins timber / 120 mins steel
- Environmental Product Declaration in accordance with ISO 14025 and EN 15803
- DoP available at www.bossdoorcontrols.com/dop

Always refer to the certification page for up-to-date documentation

APPLICATIONS

For rebated double doors only.



Boss Door Controls
3 & 4 Rutherford Square, Brucefield Industry Park,
Livingston, EH54 9BU

T: +44 (0) 1506 467 477
E: sales@bossdoorcontrols.co.uk

ALLEGION

www.bossdoorcontrols.co.uk

ISSUE DATE: March 2025

boss door controls

PH.903 PANIC EXIT FOR REBATED DOUBLE DOORS

PRODUCT FEATURES	PRODUCT REFERENCES
	PH.903
CE marked	■
Panic exit device to EN 1125	■
Emergency exit device to EN 179	■
Device type	Push bar
Locking points	Single point rim latch and double vertical bolt
Suitable for timber or metal doors	Timber
Suitable for single doors	
Suitable for double door combinations	■
Min. / Max. door width (per leaf)	665mm/1300mm
Max. door height	2500mm (shoot extensions are available for taller doors - PH902ELTS)
Push bar cut on site	■
Site reversible	■
Finishes available	SE
CE Classification	3 7 6 B 1 3 2 2 A A

■ Standard.

□ Available as an option/variant.

NOTE: For metal door applications order PH.902M, PH.901M and PH901MDS.

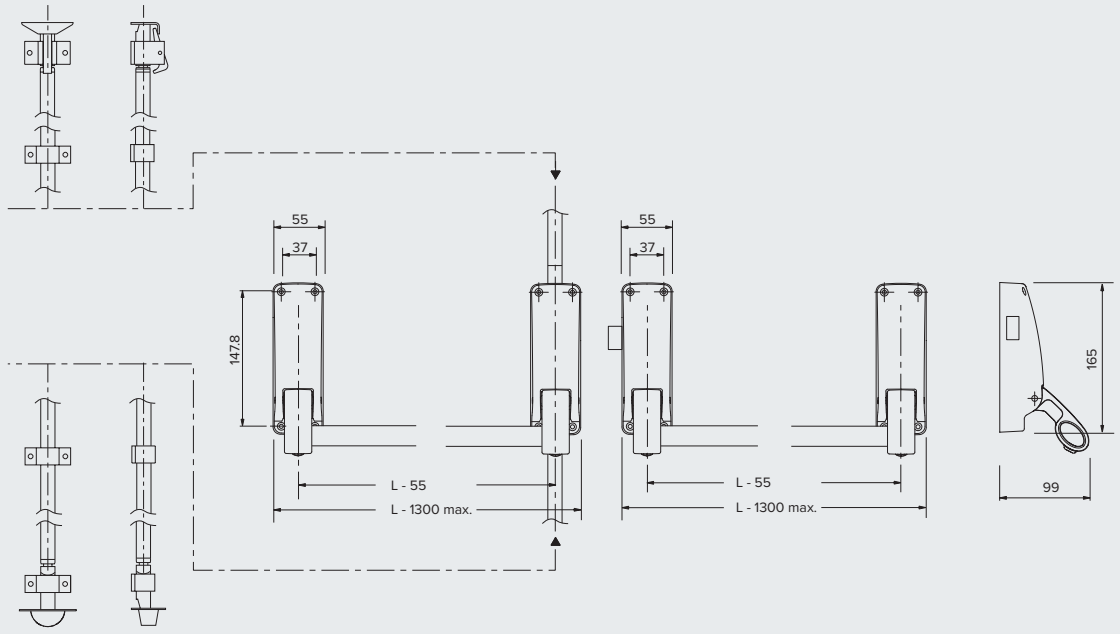

Dimensions in mm

Boss Door Controls
3 & 4 Rutherford Square, Brucefield Industry Park,
Livingston, EH54 9BU

T: +44 (0) 1506 467 477
E: sales@bossdoorcontrols.co.uk

ALLEGION

www.bossdoorcontrols.co.uk

ISSUE DATE: March 2025

boss door controls

PH.903 PANIC EXIT FOR REBATED DOUBLE DOORS - **ACCESSORIES**

A range of additional or alternative components is available for the PH.900 Series of exit hardware.



PH9/1021 - DOGGING END BOX

Replacing the standard end box of the operating device with the dogging end box enables the bolts or latchbolt to be held in the withdrawn position to allow free passage. Suitable for panic devices only.



PH9/1011 - ALARM END BOX

A replacement end box incorporating a microswitch that allows standard models to be connected to a separate alarm system. Activated by movement of the push bar, it detects and alerts the user of any unauthorised activation.

*not certified for MM/IMM doorsets when used in combination with PH.902 panic devices.



PH902ELTS - EXTRA LONG TOP SHOOT

Extra long top shoots are designed to be used on doors that require the push bar to be in a lower position e.g. schools. It can also be used on doors that exceed 2500mm up to 3350mm high.



OAD.900LE - OUTSIDE ACCESS DEVICE

Provide a strong and durable means of accessing the door from the outside. Lever operated.



OAD.900KE - OUTSIDE ACCESS DEVICE

Provide a strong and durable means of accessing the door from the outside. Knob operated.



9260 - DIGITAL CODE LOCK

An easy to fit light duty mechanical push button lock with lever operation. Suitable for low traffic applications on internal and external doors.



PH902FFKP - FLUSH FACE KEEPER PLATE

For flush fitting doors and frames a surface mounted flush face keeper plate can be used to secure the bolt.



PH900PLTM - PULLMAN LATCHES

Pullman latches offer increased security and provide a smooth latching action, a quiet alternative to the traditional top trip catch.

Pullman Fixing Kits supplied separately to upgrade existing installations.

Boss Door Controls
3 & 4 Rutherford Square, Brucefield Industry Park,
Livingston, EH54 9BU

T: +44 (0) 1506 467 477
E: sales@bossdoorcontrols.co.uk

ALLEGION

www.bossdoorcontrols.co.uk

ISSUE DATE: March 2025

boss door controls

PH.903 PANIC EXIT FOR REBATED DOUBLE DOORS - **FIXING KITS**



PH900PT - PANIC BOLT FIXING KIT

Panic bolt fixing kit for timber doors.
(PH.905, PH.902 & PH.903)

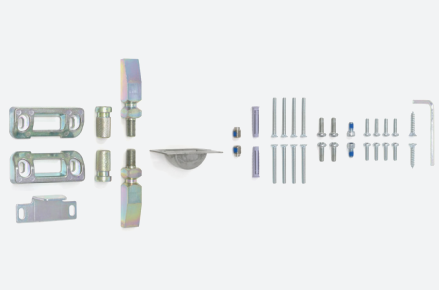

PH900PM - PANIC BOLT FIXING KIT

Panic bolt fixing kit for metal doors.
(PH.905M, PH.902M & PH.903M)



PH900PLTM - PULLMAN FIXING KIT

Pullman fixing kit for timber and metal doors.
(PH.905, PH.905M, PH.902 & PH.902M)



PH900PLT - EXIT LATCH FIXING KIT

Fixing Kit for timber doors.
(PH.901, PH.906)



PH900PLM - EXIT LATCH FIXING KIT

Fixing Kit for metal doors.
(PH.903M, PH.901M, PH.906M)

All Boss exit devices are supplied with self-tapping screws suitable for timber and metal doorsets.

For customers who prefer machine screws, alternative fixing packs are available.

Boss Door Controls
3 & 4 Rutherford Square, Brucefield Industry Park,
Livingston, EH54 9BU

T: +44 (0) 1506 467 477
E: sales@bossdoorcontrols.co.uk

ALLEGION

www.bossdoorcontrols.co.uk

ISSUE DATE: March 2025

boss door controls

INSTALLATION AND MAINTENANCE

Panic and emergency exit hardware play a vital role in a building's escape route and it is important that these devices are installed, inspected and maintained regularly to ensure safety at all times.

Types of maintenance

Much of the routine maintenance recommended consists of a combination of visual and mechanical checks, cleaning and lubrication. Look out for the icons opposite which provide a 'quick glance' reminder of the maintenance required.

Exit hardware

All panic hardware installation will be operated by a horizontal "Push bar" or "Touch bar" which runs across the width of the door. The operating bar will be used to operate anything from a single rim latch to multipoint side or top/bottom latches.

Top and bottom latches on Boss PH.900 panic exit hardware are operated by solid rods which are connected to the operating bar.

INSTALLATION

Comprehensive installation instructions are provided with all Boss PH.900 Series exit devices. To maximise the efficiency and life cycle of these products it is important to follow the installation guidance carefully to achieve an accurate installation. To meet the European standard, the door and frame must be in a good condition, correctly hung and not distorted. We recommend verifying the door construction before installation to ensure it allows for the use of the device.

Visual checks

Primarily making a visual check on the product and surrounding door/frame looking for wear, damage, and general condition.



Functional checks

Consists of checking that the product operates properly without any binding or undue force required. Check that any seals or weatherstripping do not inhibit correct operation of the door.



Check fixings

Fixings need to be checked regularly and tightened when necessary. Check that no projection of fixings prevents the door from swinging freely.



Lubricating

Some products will benefit from periodic lubrication using a light machine oil or as instructed.



Cleaning

Build up of grease, dust and harmful chemicals should be removed to prevent corrosion and maintain the product finish.



MAINTENANCE AND CHECKING FUNCTION

In view of the important role the panic and emergency exit device plays in maintaining the safety and security of your building and its occupants, it is recommended that routine maintenance checks are carried out at intervals of not more than 1 month by the occupier or their approved representative.

Boss Door Controls
3 & 4 Rutherford Square, Brucefield Industry Park,
Livingston, EH54 9BU

T: +44 (0) 1506 467 477
E: sales@bossdoorcontrols.co.uk

ALLEGION

www.bossdoorcontrols.co.uk

ISSUE DATE: March 2025

boss door controls

EXIT HARDWARE MAINTENANCE

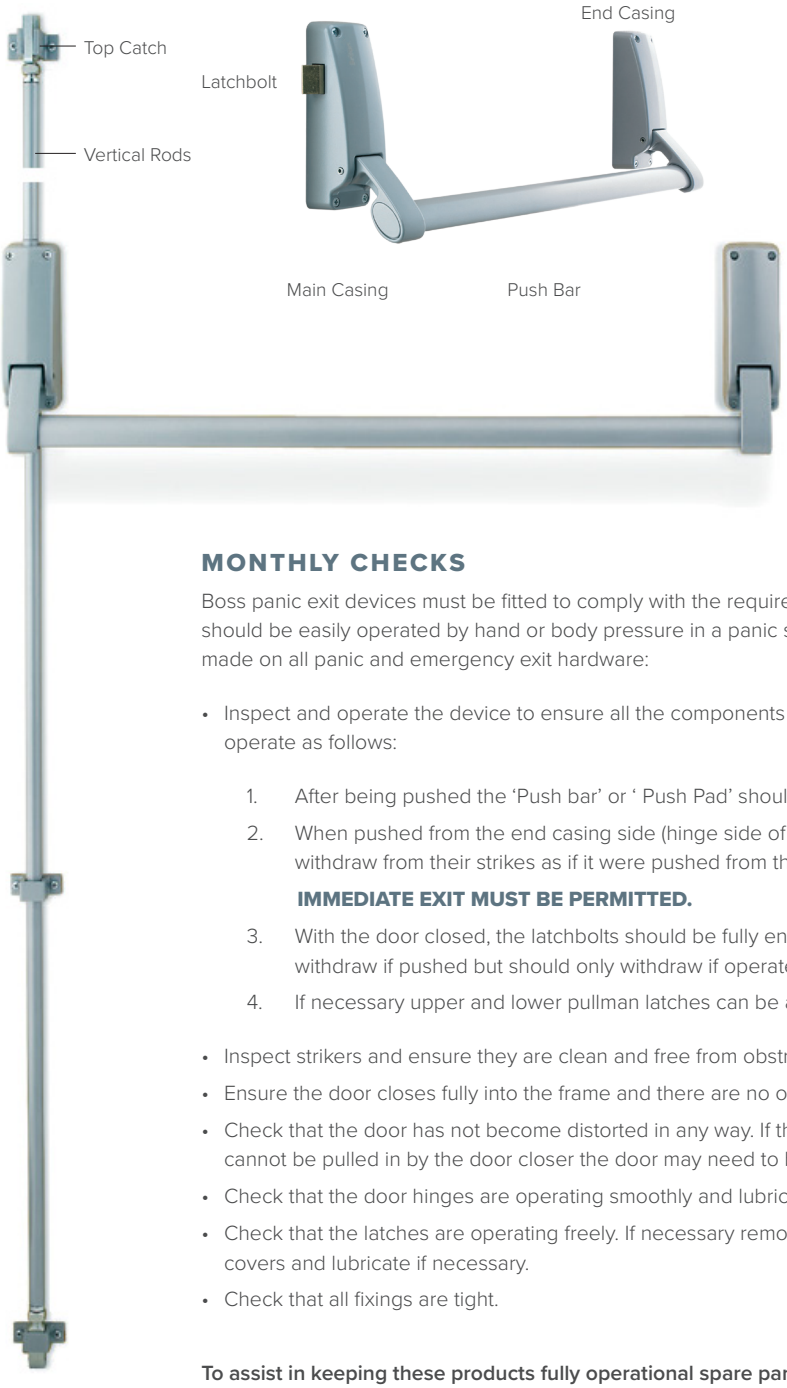

MONTHLY CHECKS

Boss panic exit devices must be fitted to comply with the requirements of EN 1125 which states that the device should be easily operated by hand or body pressure in a panic situation. We suggest the following checks be made on all panic and emergency exit hardware:

- Inspect and operate the device to ensure all the components are in satisfactory working condition and operate as follows:

    1. After being pushed the 'Push bar' or ' Push Pad' should return automatically to its initial position.
    2. When pushed from the end casing side (hinge side of door) the latchbolt(s) should completely withdraw from their strikes as if it were pushed from the main casing side.

       IMMEDIATE EXIT MUST BE PERMITTED.
    3. With the door closed, the latchbolts should be fully engaged into their strikers. They should not withdraw if pushed but should only withdraw if operated by the 'Push bar'.
    4. If necessary upper and lower pullman latches can be adjusted to ensure the accuracy of latching.

- Inspect strikers and ensure they are clean and free from obstruction.
- Ensure the door closes fully into the frame and there are no obstructions.
- Check that the door has not become distorted in any way. If the door does not meet the frame stops and cannot be pulled in by the door closer the door may need to be replaced.
- Check that the door hinges are operating smoothly and lubricate if necessary.
- Check that the latches are operating freely. If necessary remove the end box covers and/or pullman latch covers and lubricate if necessary.
- Check that all fixings are tight.

To assist in keeping these products fully operational spare part kits are available.

If problems persist and for some reason the panic device does not operate properly, consult your approved supplier or contact the Allegion Customer Care Team on 0330 8080 617

Boss Door Controls
3 & 4 Rutherford Square, Brucefield Industry Park,
Livingston, EH54 9BU
T: +44 (0) 1506 467 477
E: sales@bossdoorcontrols.co.uk

ALLEGION

www.bossdoorcontrols.co.uk

ISSUE DATE: March 2025