boss door controls

DOOR CONTROLS
OVERHEAD DOOR CLOSERS

TS7.004 ELECTROMAGNETIC DOOR CLOSER

INTRODUCTION

Designed for safety and convenience, TS7.004 is ideal for high-traffic areas such as hospitals and school corridors. Each unit can be set to either 'hold open' or 'swing free' mode. When linked to a fire alarm or smoke detection system, the electromagnet disengages, allowing the closer to shut the door automatically and help prevent fire spread.



FEATURES & FUNCTIONS

- Low projection template adjustable power size EN 3-4 door (Fig. 1) & transom (Fig.61) mount, EN 3 parallel arm (Fig.66) applications
- UKCA & CE marked for door mount pull (Fig.1), transom mount push (Fig.61) and parallel arm push side (Fig.66) applications
- Suitable for doors up to 1100mm wide and 80kg
- Satisfies the requirements of Approved Document M
- Catch plate can be set to operate in hold-open or swing-free at the point of installation
- Closing speed and latch action adjustments to ensure controlled closing and reliable latching
- Designed for use on low voltage circuits 24v DC linked to a fire alarm
- Supplied with armset and brackets for door or transom mounting
- Electromagnet is controlled by the building fire alarm/detector and activates the 'catch plate' to ensure the door closes automatically in the event of a fire or power failure and to release the door in hold open mode
- Test switch simulates fire condition to check operation
- Supplied with flexible armoured power loop (330mm long as standard) to run power safely from the door frame to the closer
- Semi-radiused cover

CERTIFICATION

- CE Marked to EN 1154 & EN 1155 (2812-CPR-AE5012)
- UKCA Marked to EN 1154 & EN 1155 (1121-CPR-UK-AE7885) for electromagnetic hold-open variants
- Certifire Approved (CF5023)
- Fire tested to EN 1634-1 for use on fire doors up to 120mins timber
- For timber doors please refer to the Certifire certificate for scope of approval
- Environmental Product Declaration in accordance with ISO 14025 & EN 15804
- DoP available at www.bossdoorcontrols.com/dop

Always refer to the certification page for up-to-date documentation

CE UKCA certifire

120 min TIMBER

EPD GUARANTEE 25 YEARS

Boss Door Controls
3 & 4 Rutherford Square, Brucefield Industry Park,
Livingston, EH54 9BU

T: +44 (0) 1506 467 477
E: boss.sales@allegion.com

ALLEGION

bossdoorcontrols.com

ISSUE DATE: June 2026

boss door controls

TS7.004 ELECTROMAGNETIC DOOR CLOSER

PRODUCT FEATURES	PRODUCT REFERENCES
	TS7.004
Closer type	Projecting Arm
Pull side door mount	■
Push side parallel arm mount	■
Closing power EN size (template adjustable)	3-4 (door & transom mount) 3 (parallel arm mount)
Maximum Door limits (width / weight)	1100mm / 80kg
Template / mounting plate	■
Maximum angle of opening	Maximum angle of opening 180 degrees
Closing speed & latch action adjustment	■
Adjustable backcheck	
Electromagnetic hold-open facility (Refer to corresponding datasheet for further details)	■
Matching channel, arm & cover finish	■
Cover variant	Semi-radius
Finishes available (Additional RAL finishes on request)	SSS, SIL, PB, PSS, MB plus 7 metallic finishes
UKCA & CE Classification (door & transom mount)	3 8 3-4 1 1 3
CE Classification (parallel arm mount)	3 8 3 1 1 3

■ Standard.

□ Available as an option/variant.

FINISHES

All finish variants are supplied with matching cover and slide channel assembly

Standard Finishes



Silver SIL | Satin Stainless SSS | Polished Stainless PSS | Polished Brass PB | Matt Black MB

Additional Metallic Finishes



Light Bronze BRZ-L | Mid Bronze BRZ-M | Dark Bronze BRZ-D | Matt Bronze BRZ-MATT | Satin Brass SB | Satin Copper COP-S | Antique Brass AB

For illustrative purposes only. Please refer to colour swatches.

Boss Door Controls
3 & 4 Rutherford Square, Brucefield Industry Park,
Livingston, EH54 9BU

T: +44 (0) 1506 467 477
E: boss.sales@allegion.com

ALLEGION

bossdoorcontrols.com

ISSUE DATE: June 2026

boss door controls

TS7.004 ELECTROMAGNETIC DOOR CLOSER

POWER REQUIREMENTS

For operation, the closer requires 24 V DC at 90 mA (nominal). Transformers and interface relays are available to connect the power supply to the fire alarm system if required.

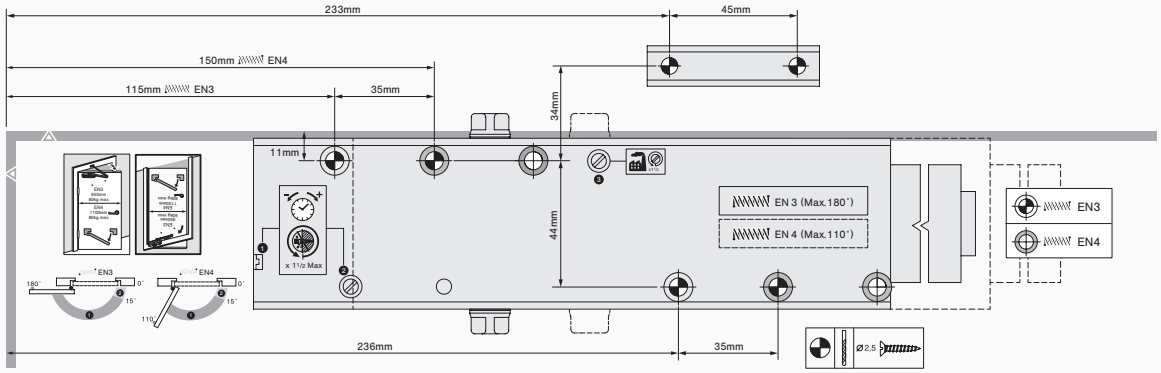

Dimensions in mm

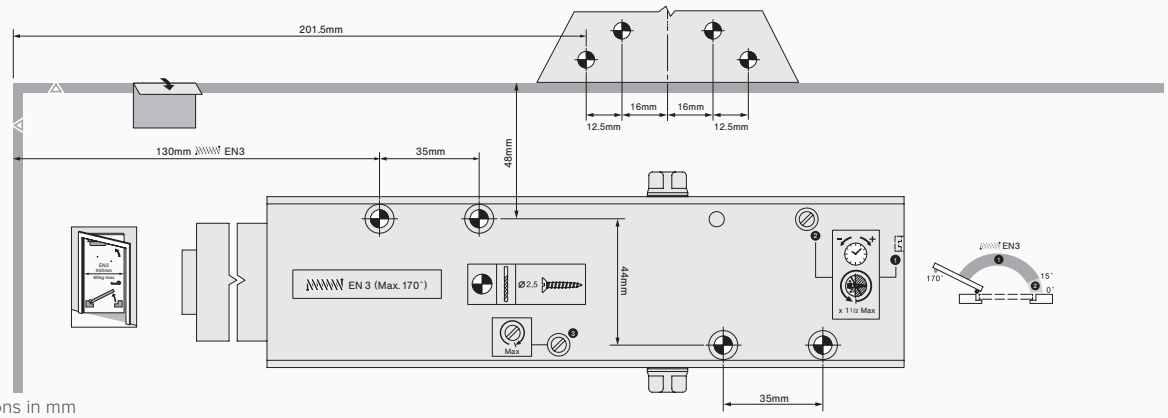

Dimensions in mm

Fig.1
Door mount pull side

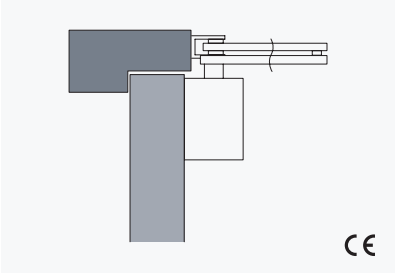

Fig.61
Transom mount push side

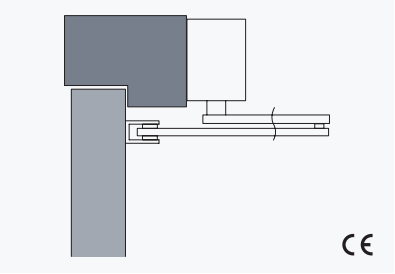

Fig.66
Parallel arm mount push side

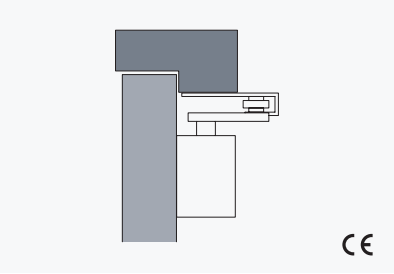

Boss Door Controls
3 & 4 Rutherford Square, Brucefield Industry Park,
Livingston, EH54 9BU
T: +44 (0) 1506 467 477
E: boss.sales@allegion.com

ISSUE DATE: June 2026

ALLEGION
bossdoorcontrols.com

boss door controls

GENERAL MAINTENANCE

Door controls

Allegion has identified that many problems associated with overhead door closers can be attributed directly to errors in installation rather than problems with the door closer itself. If the door is not closing properly into the frame you should first disconnect the door closer (disconnect the arm(s)) and determine that there is not an underlying problem with the door, frame or any smoke /draft seals that might be fitted.

PLEASE NOTE:

The power of the door closer should not be used to overcome problems associated with the door or other items of hardware fitted to it. Under no circumstances should the closer body be dismantled.

Types of maintenance

Much of the routine maintenance recommended consists of a combination of visual and mechanical checks, cleaning and lubrication. Look out for the icons opposite which provide a ‘quick glance’ reminder of the maintenance required.

Visual checks

Primarily making a visual check on the product and surrounding door/frame looking for wear, damage, and general condition.



Functional checks

Consists of checking that the product operates properly ensuring the door can fully close without any binding or undue force required. Check that any seals or weatherstripping do not inhibit correct operation of the door.



Check fixings

Fixings need to be checked regularly and tightened when necessary. Check that no projection of fixings prevents the door from swinging freely.



Lubricating

Some products will benefit from periodic lubrication using a light machine oil or as instructed.



Cleaning

Build up of grease, dust and harmful chemicals should be removed to prevent corrosion and maintain the product finish.



Boss Door Controls
3 & 4 Rutherford Square, Brucefield Industry Park,
Livingston, EH54 9BU
T: +44 (0) 1506 467 477
E: boss.sales@allegion.com

ALLEGION

bossdoorcontrols.com

ISSUE DATE: June 2026

boss door controls

CLOSER MAINTENANCE

WEEKLY CHECKS



Release the door from the fully open position and ensure that it closes fully into the frame. Ensure the latch (if fitted) engages fully into the strike plate. Repeat the process a few times from different angles of opening to ensure the door closes consistently each time.



Check and adjust the closing and latching speeds if necessary.

Check that the door or hardware does not come into contact with the door frame or the surrounding structure.

QUARTERLY CHECKS



- The fixings of the closer body and the bracket are subject to stress and should be checked carefully to make sure they are tight.



- Periodically apply a little light machine oil to the moving joints of the arm and bracket.



- Check any fire and smoke seals to ensure they do not foul the action of the door.



- Check for any loss of fluid from the door closer body which would indicate a failing device.

- Clean the closer body, arms and bracket if necessary.

FIRE DOOR APPLICATIONS

When installed as part of a fire precaution system the door closing mechanism, including the door selector if used on a double door arrangement, should be checked in accordance with standing periodic fire testing procedures.

Routinely check that all fixings of the closer body and bracket are tight.

Routine care of finishes as necessary.

Boss Door Controls
3 & 4 Rutherford Square, Brucefield Industry Park,
Livingston, EH54 9BU
T: +44 (0) 1506 467 477
E: boss.sales@allegion.com

ISSUE DATE: June 2026

ALLEGION

bossdoorcontrols.com

boss door controls

ELECTROMAGNETIC HOLD-OPEN MAINTENANCE

In situations where a fire door in a high traffic area is fitted with a door closer an electromagnetic hold-open device may be fitted which allows the door to be held open or allowed to swing free during normal use.

However, in the event of a fire, the electromagnetic hold-open device will be deactivated allowing the door to close under the action of the door closer.

- The system is powered by a 24v supply which is normally located close to the door either in the ceiling void or convenient cupboard
- The system must be connected to a separate smoke detection system and/or the building's fire alarm system





WEEKLY CHECKS

It is vitally important that the integrity of a fire door is maintained in the event of a fire. All electromagnetic hold-open devices and the ancillary equipment, including the transformer/ rectifier (power supply) must be tested weekly in accordance with the procedures set out in the fire precautions regulations.

It is recommended that the following procedure be followed:

- With the door in the hold-open position simulate the fire alarm activation and check that the door is released immediately and closes fully into the frame, fully engaging the latch if fitted. The fire alarm may be simulated in a number of ways including activation of a break glass unit or by a built-in test switch on the hold-open device.
- With the door in the hold-open position switch off the power to the hold-open devices to simulate power failure. The door should be released and close fully as above.
- With the door in the hold-open position check that the door can be pulled manually off the hold-open and close fully into the frame.

ANY FAILURE OF THE DOOR TO CLOSE MUST BE RECTIFIED IMMEDIATELY

Firstly check that the failure is due to the electromagnetic device failing to release or whether the closing mechanism failed to close the door properly for some reason.

Electronic failure should be checked by a qualified technician to determine the fault.

if the closer fails to close the door properly please refer to the Door Closer section of our 'Service and Maintenance Guide' for further information.

Boss Door Controls
3 & 4 Rutherford Square, Brucefield Industry Park,
Livingston, EH54 9BU
T: +44 (0) 1506 467 477
E: boss.sales@allegion.com

ISSUE DATE: June 2026

ALLEGION

bossdoorcontrols.com