boss door controls

DOOR CONTROLS
OVERHEAD DOOR CLOSERS

TS6.224 CAM ACTION OVERHEAD CLOSER

INTRODUCTION

TS6.224 is a high-efficiency cam action arm closer, expertly designed for a wide range of applications, particularly in areas where aesthetics is paramount. The closer delivers exceptional ease of use by minimising the resistance encountered when opening the door. With an opening force of less than 30N between 0 and 30°, and less than 22.5N between 30° and 60°, it complies with the requirements of BS8300 Approved Document M, when fitted to doors wider than 803mm.



FEATURES & FUNCTIONS

- Spring adjustable power size EN 2-4
- Certified in a door mount pull application
- High efficiency cam action technology provides reliable closing for fire door applications and easy operation for accessibility meeting BS8300 requirements for use on accessible routes
- Adjustable closing speed to control the speed at which the door closes
- Slimline semi-radius cover with anti-rattle spring
- Optional hold-open pack (not to be used on fire doors)
- Optional cushion stop

CERTIFICATION

- CE Marked to EN 1154 (2812-CPR-AD0300)
- Fire tested to EN 1634-1 on timber doors to achieve a 120 minute fire rating
- Certifire Approved (CF6141)
- For timber fire doors please refer to the Certifire certificate for scope of approval
- 25 year guarantee
- DoP available at www.bossdoorcontrols.com/dop

Always refer to the certification page for up-to-date documentation

EN 1154 CF6141

120 min TIMBER

EPD

25 YEARS GUARANTEE

Boss Door Controls
3 & 4 Rutherford Square, Brucefield Industry Park,
Livingston, EH54 9BU

T: +44 (0) 1506 467 477
E: boss.sales@allegion.com

ALLEGION

bossdoorcontrols.com

ISSUE DATE: January 2026

boss door controls

TS6.224 CAM ACTION OVERHEAD CLOSER

PRODUCT FEATURES	PRODUCT REFERENCES
	TS6.224
Closer type	Cam Action Track Arm
Pull side door mount	■
Closing power EN size (adjustable by spring)	2-4
Minimum Door limits (width)	580mm
Maximum Door limits (width / weight)	1100mm / 80kg
Fixing template	■
Maximum angle of opening	105˚ (door mount pull)
Closing speed & latch action adjustment	■
Adjustable backcheck	N/A
Adjustable delayed action	N/A
Mechanical hold-open facility	□
Matching channel, arm & cover finish	■
Finishes available (Additional RAL finishes on request)	SSS, SIL, PB, PSS, MB plus 7 metallic finishes
CE Classification (pull side door mount)	3 8 2-4 1 1 3

■ Standard.

□ Available as an option/variant.

FINISHES

All finish variants are supplied with matching cover and slide channel assembly

Standard Finishes



Silver SIL | Satin Stainless SSS | Polished Stainless PSS | Polished Brass PB | Matt Black MB

Additional Metallic Finishes



Light Bronze BRZ-L | Mid Bronze BRZ-M | Dark Bronze BRZ-D | Matt Bronze BRZ-MATT | Satin Brass SB | Satin Copper COP-S | Antique Brass AB

For illustrative purposes only. Please refer to colour swatches.

Boss Door Controls
3 & 4 Rutherford Square, Brucefield Industry Park,
Livingston, EH54 9BU

T: +44 (0) 1506 467 477
E: boss.sales@allegion.com

ALLEGION

bossdoorcontrols.com

ISSUE DATE: January 2026

boss door controls

TS6.224 CAM ACTION OVERHEAD CLOSER

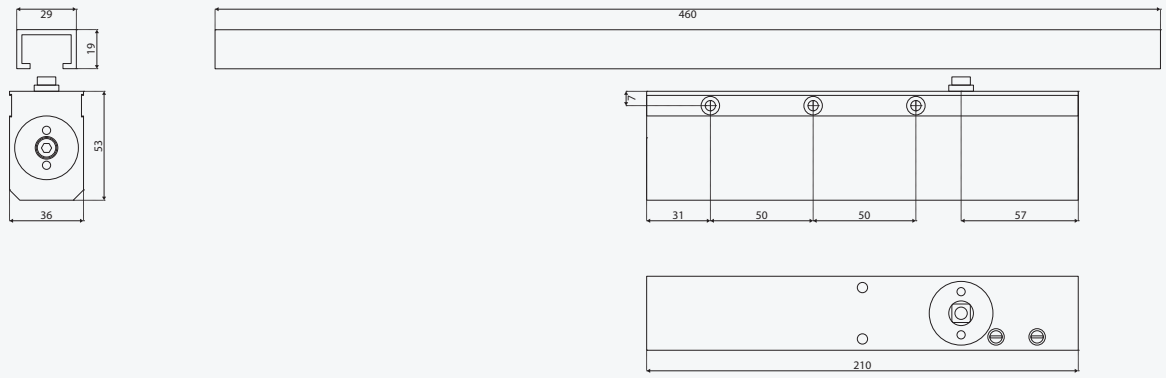

Dimensions in mm

Door mount pull side
Max. opening angle 105˚

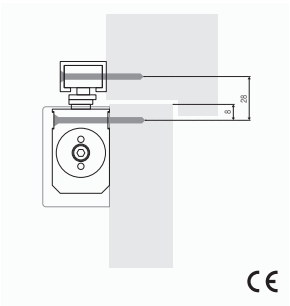

Transom mount push side
Max. opening angle 120˚

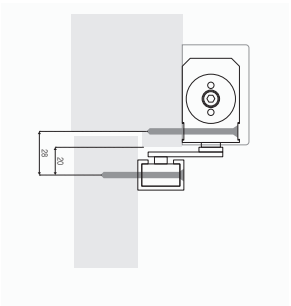

Door mount push side
Max. opening angle 120˚

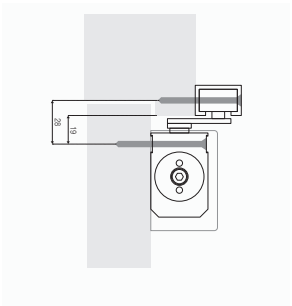

Transom mount pull side
Max. opening angle 180˚

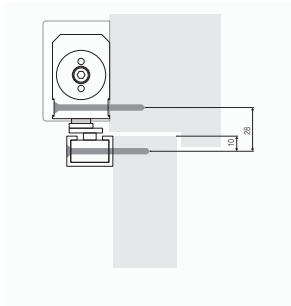









Boss Door Controls
3 & 4 Rutherford Square, Brucefield Industry Park,
Livingston, EH54 9BU

T: +44 (0) 1506 467 477
E: boss.sales@allegion.com

ISSUE DATE: January 2026

ALLEGION

bossdoorcontrols.com

boss door controls

TS6.224 CAM ACTION OVERHEAD CLOSER

ADJUSTMENT



Adjustable closing power

EN 2 - 4 power level adjustment.

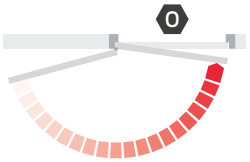

Adjustable closing speed

Adjustable from 120˚ opening through to the final 15˚.

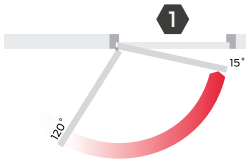

Adjustable latch action

The speed of closing in the last 15˚ can be adjusted to overcome seals and latches.



Adjustable hold-open

Mechanical hold-open variants are available to hold the door in the open position. Mechanical hold open 80˚- 120° Max.



ACCESSORIES



T5000SA/BS
Cushion backstop



T5000SA/HO
Track hold-open device (not to be used on fire doors))*
not CE marked

Boss Door Controls
3 & 4 Rutherford Square, Brucefield Industry Park,
Livingston, EH54 9BU

T: +44 (0) 1506 467 477
E: boss.sales@allegion.com

ISSUE DATE: January 2026

ALLEGION

bossdoorcontrols.com

boss door controls

GENERAL MAINTENANCE

Door controls

Allegion has identified that many problems associated with overhead door closers can be attributed directly to errors in installation rather than problems with the door closer itself. If the door is not closing properly into the frame you should first disconnect the door closer (disconnect the arm(s)) and determine that there is not an underlying problem with the door, frame or any smoke /draft seals that might be fitted.

PLEASE NOTE:

The power of the door closer should not be used to overcome problems associated with the door or other items of hardware fitted to it. Under no circumstances should the closer body be dismantled.

Types of maintenance

Much of the routine maintenance recommended consists of a combination of visual and mechanical checks, cleaning and lubrication. Look out for the icons opposite which provide a 'quick glance' reminder of the maintenance required.

Visual checks



Primarily making a visual check on the product and surrounding door/frame looking for wear, damage, and general condition.

Functional checks



Consists of checking that the product operates properly ensuring the door can fully close without any binding or undue force required. Check that any seals or weatherstripping do not inhibit correct operation of the door.

Check fixings



Fixings need to be checked regularly and tightened when necessary. Check that no projection of fixings prevents the door from swinging freely.

Lubricating



Some products will benefit from periodic lubrication using a light machine oil or as instructed.

Cleaning



Build up of grease, dust and harmful chemicals should be removed to prevent corrosion and maintain the product finish.

Boss Door Controls
3 & 4 Rutherford Square, Brucefield Industry Park,
Livingston, EH54 9BU
T: +44 (0) 1506 467 477
E: boss.sales@allegion.com

ALLEGION

bossdoorcontrols.com

ISSUE DATE: January 2026

boss door controls

CLOSER MAINTENANCE

WEEKLY CHECKS



Release the door from the fully open position and ensure that it closes fully into the frame. Ensure the latch (if fitted) engages fully into the strike plate. Repeat the process a few times from different angles of opening to ensure the door closes consistently each time.



Check and adjust the closing and latching speeds if necessary.

Check that the door or hardware does not come into contact with the door frame or the surrounding structure.

QUARTERLY CHECKS



- The fixings of the closer body and the bracket are subject to stress and should be checked carefully to make sure they are tight.



- Periodically apply a little light machine oil to the moving joints of the arm and bracket.



- Check any fire and smoke seals to ensure they do not foul the action of the door.



- Check for any loss of fluid from the door closer body which would indicate a failing device.

- Clean the closer body, arms and bracket if necessary.

FIRE DOOR APPLICATIONS

When installed as part of a fire precaution system the door closing mechanism, including the door selector if used on a double door arrangement, should be checked in accordance with standing periodic fire testing procedures.

Routinely check that all fixings of the closer body and bracket are tight.

Routine care of finishes as necessary.

Boss Door Controls
3 & 4 Rutherford Square, Brucefield Industry Park,
Livingston, EH54 9BU
T: +44 (0) 1506 467 477
E: boss.sales@allegion.com

ISSUE DATE: January 2026

ALLEGION

bossdoorcontrols.com