



Size 3



950mm
(max door width)

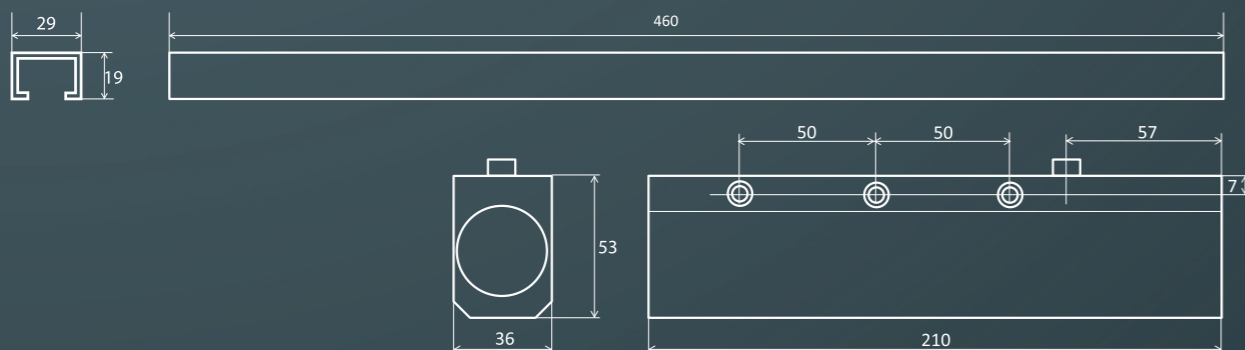


60kg
(max door weight)



25 Years

TS6.003 - Size 3 Architectural Slimline Cam Action Door Closer



Product Overview:

A high efficiency, cam action slide arm closer.

Suitable for most application and particularly apartment entrance fire doors where aesthetics is paramount.

EN3 however with power adjustment to help overcome many site conditions.

Testing & Standards

- CE marked against EN1154
- Included in successful fire test to EN1634
- Suitable for use on timber fire doors of up to 120 minutes fire resistance
- Safe in use
- High corrosion resistance

BS8300 - Approved Document M

The TS6.003 door closer provides exceptional ease of use by reducing the resistance encountered when opening the door. The TS6.003 has an opening force less than 30N at 0-30° and less than 22.5N at 30° – 60° therefore meeting the requirements of BS8300 – Approved Document M.

Specification	TS6.003
Closing force (Fig 1)	EN size 3
Door size (max)	Width (mm) 950 Weight (kg) 60
Body dimensions	Length (mm) 210 Height (mm) 53 Depth (mm) 36
Application	Pull side fig 1 ✓ Push side fig 66 ✓ Transom fig 61 ✓
Mechanism	Cam ✓
Angle of opening	105°
Non handed	✓
Power adjustment by spring	✓
Adjustable sweep speed	✓
Adjustable latch speed	✓

Options	TS6.003
Track hold-open device (not suitable for use on fire doors)	✓
Mechanical backstop	✓
Mounting plate	✓

* these options are not covered by CE

Cover options	TS6.003
Semi-radius	✓

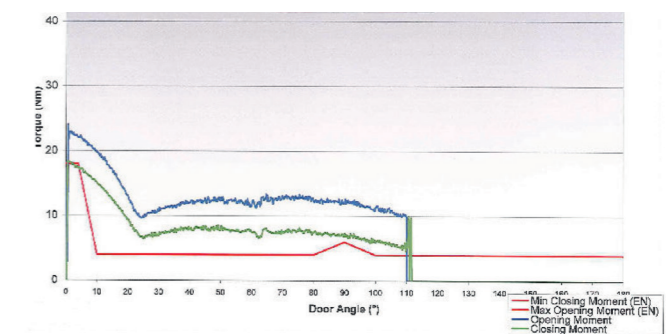
Finish options	TS6.003
Cover & matching guide rail	SIL ✓ SSS ✓ PB ✓ PSS ✓ RAL/Lacquered ✓ Special plated finishes ✓

Tested to EN1154 - fig. 1	TS6.003
---------------------------	---------

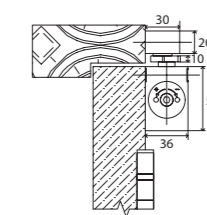
3 8 3 1 1 3

BS8300 - Approved Document M	TS6.003
------------------------------	---------


Meets opening force requirements




Mounting dimensions



CE certificate



Finishes



Cover options



Semi radiused cover
L:253 x H:60 x D:39mm