

BOSS TS7-004 DUAL FUNCTION HOLD OPEN SWING FREE ELECTRO MAGNETIC DOOR CLOSER

HOLD OPEN CAM ASSEMBLY APPLICATION 1 PULL SIDE

IMAGE LEFT HAND HINGES JUST REVERSE FOR RIGHT HAND

The product come set for application 1 hold open function



CE LABEL SHOWING IN APPLICATION 1

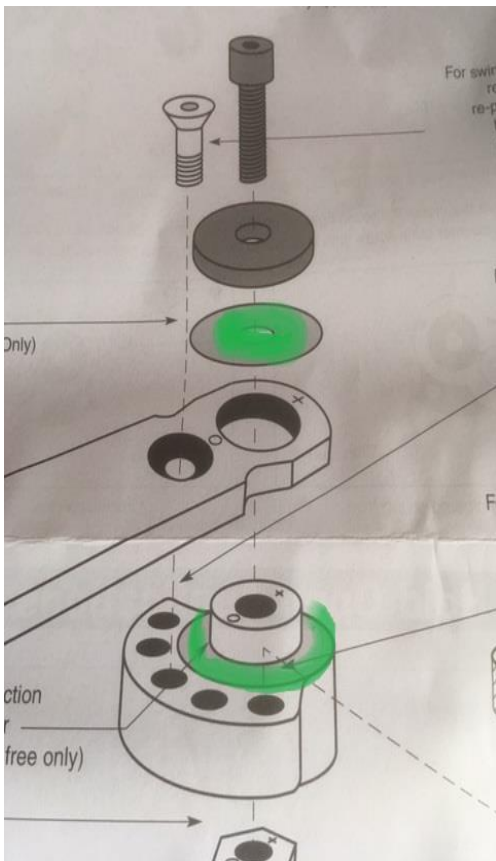
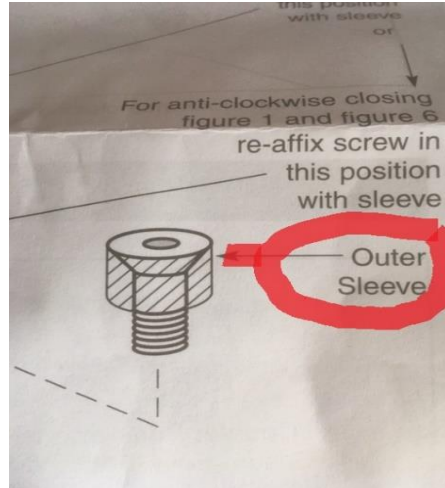


SWING FREE CAM ASSEMBLY APPLICATION 1 PULL SIDE

IMAGE LEFT HAND HINGES JUST REVERSE FOR RIGHT HAND

REMOVE CAM BOLT HIGHLIGHTED RED ARROW PLACE BOLT INTO OUTER SLEEVE
PLACE BOLT AND SLEEVE INTO HOLE HIGHLIGHTED GREEN
FOR RIGHT HAND HINGED DOOR JUST REVERSE

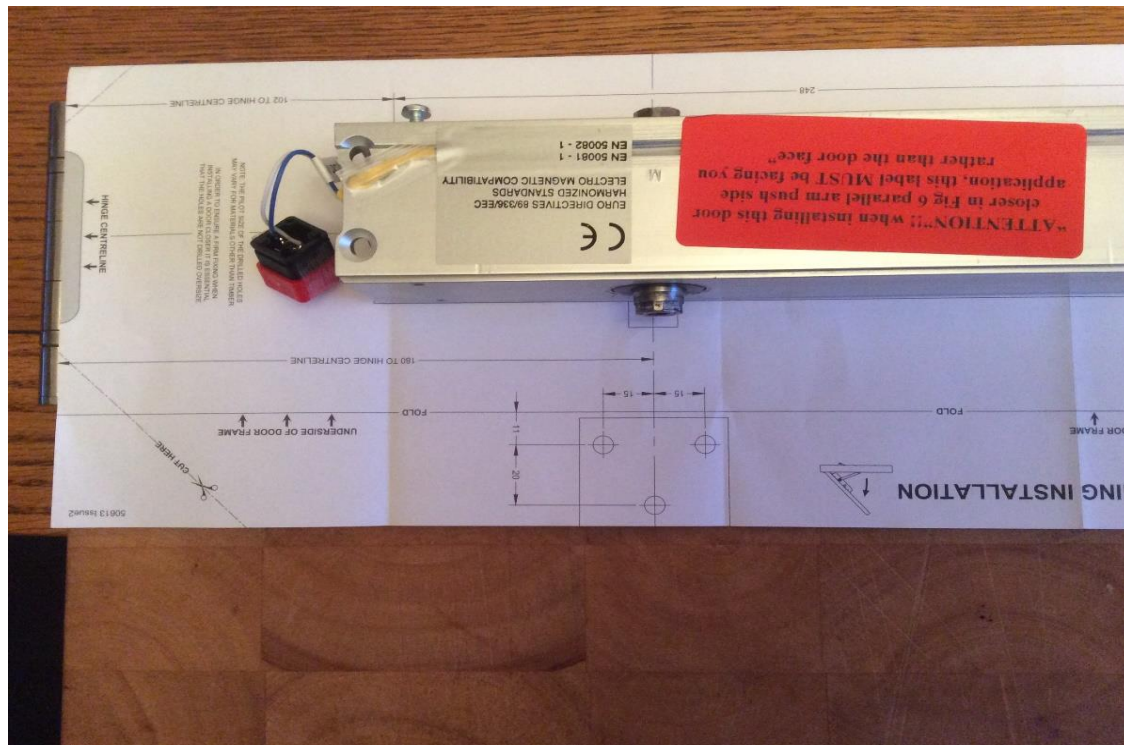
FOR SWING FREE APPLICATION UNSURE THE ANTI FRICTION WASHERS ARE INSTALLED
HIGHLIGHTED IN GREEN



HOLD OPEN CAM ASSEMBLY APPLICATION 6 PUSH SIDE

IMAGE LEFT HAND HINGES JUST REVERSE FOR RIGHT HAND

ENSURE THAT THE RED LABEL IS FACING YOU



ASSEMBLE THE ARM SET AS IMAGE WITH PRE LOAD AS SHOWN



FOR EASE OF SECURING TO THE DOOR CLOSE THE DOOR SPEED VALVE AND PULL ARM
LEVEL WITH THE CLOSER. ONCE INSTALLED OPEN DOOR SPEED VALVE TO GIVE DESIRED
CLOSING SPEED



SWING FREE CAM ASSEMBLY APPLICATION 6 PUSH SIDE

IMAGE LEFT HAND HINGES JUST REVERSE FOR RIGHT HAND

REMOVE CAM BOLT RED ARROW PLACE IN THE OUTER SLEEVE AND PLACE INTO HOLE
HIGHLIGHTED GREEN ARROW

