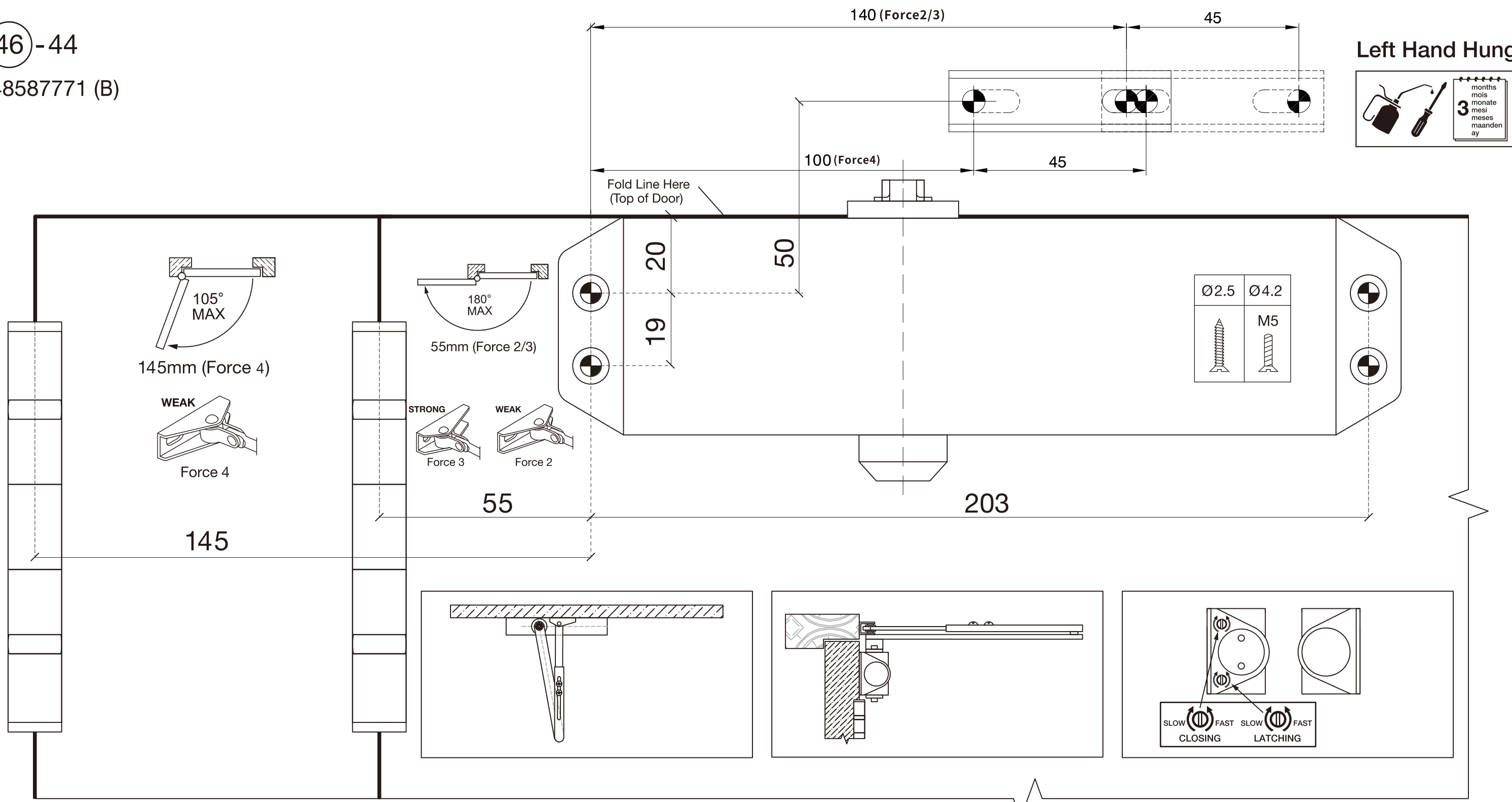


46-44

48587771 (B)



Left Hand Hung

This Template Covers Regular Arm Installation to 105°

CE 2812-CPR	Boss Door Controls Ltd 3-4 Rutherford Square Buncefield Industry Park Livingston EN54 9BU Scotland	TS4.224						UK CA 1121-CPR		
			CF689							
AD0219	20	FIG 1 EN 1154:1996+A1:2002	3	8	2	1	1	3	AD - UK AD8018	22
		FIG 6 EN 1154:1996+A1:2002	3	8	3	1	1	3		


EN1154		
Door Closer Power Size	Recommended Door Leaf Width Max mm	Test Door Mass (Kg)
1	750mm	20 Kg
2	850mm	40 Kg
3	950mm	60 Kg
4	1100mm	80 Kg
5	1250mm	100 Kg
6	1400mm	120 Kg



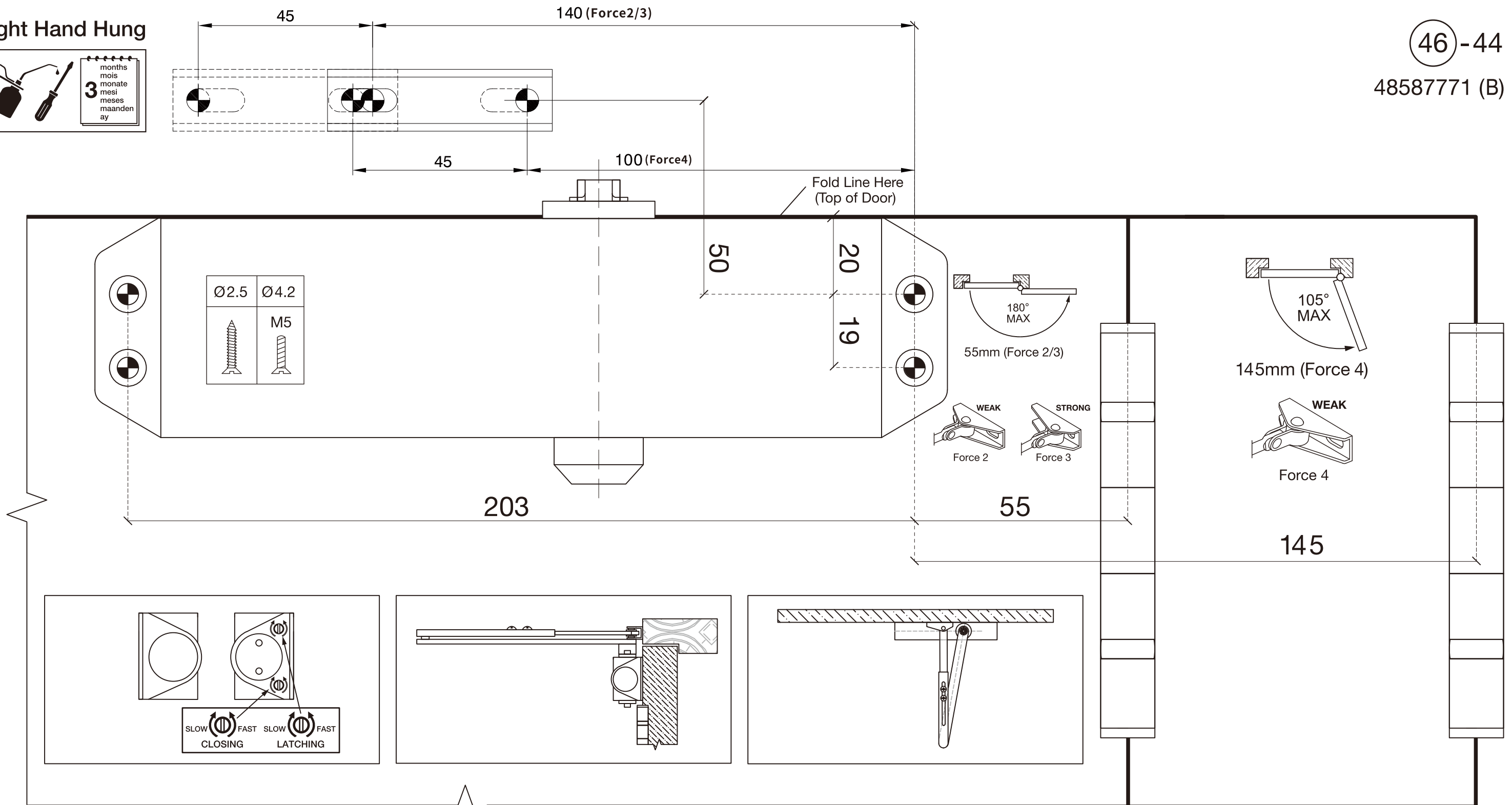
APPROVED PRODUCT
CF689



Right Hand Hung



46-44
48587771 (B)



This Template Covers Regular Arm Installation to 105°

EN1154		
Door Closer Power Size	Recommended Door Leaf Width Max mm	Test Door Mass (Kg)
1	750mm	20 Kg
2	850mm	40 Kg
3	950mm	60 Kg
4	1100mm	80 Kg
5	1250mm	100 Kg
6	1400mm	120 Kg

CE 2812-CPR	Boss Door Controls Ltd 3-4 Rutherford Square Buncefield Industry Park Livingston EN54 9BU Scotland	TS4.224						UK CA 1121-CPR	
		certifire CF689							
AD0219	20	FIG 1 EN 1154:1996+A1:2002	3	8	2	1	1	AD - UK AD8018	22
		FIG 6 EN 1154:1996+A1:2002	3	8	3	1	1		



APPROVED PRODUCT
CF689

